




# WINSLOW ADAPTICS

## Data Sheet – DIL Reduction/Expansion Adapters

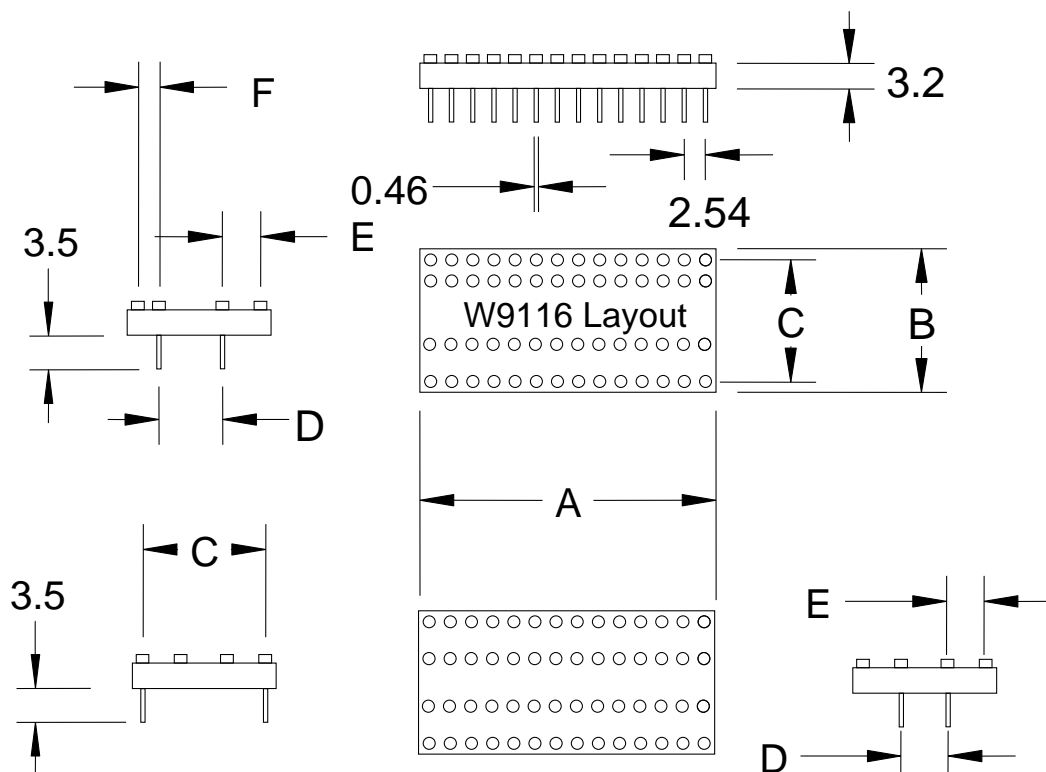


These adapters will convert DIP packages from one pitch to another. The standard version uses machined socket pins.

Non-socket pin versions are also available with the suffix -H

0.1" to 0.1", 0.1" to 0.07", and 0.07" to 0.1" versions are available.

### 0.1 to 0.1 inch DIP

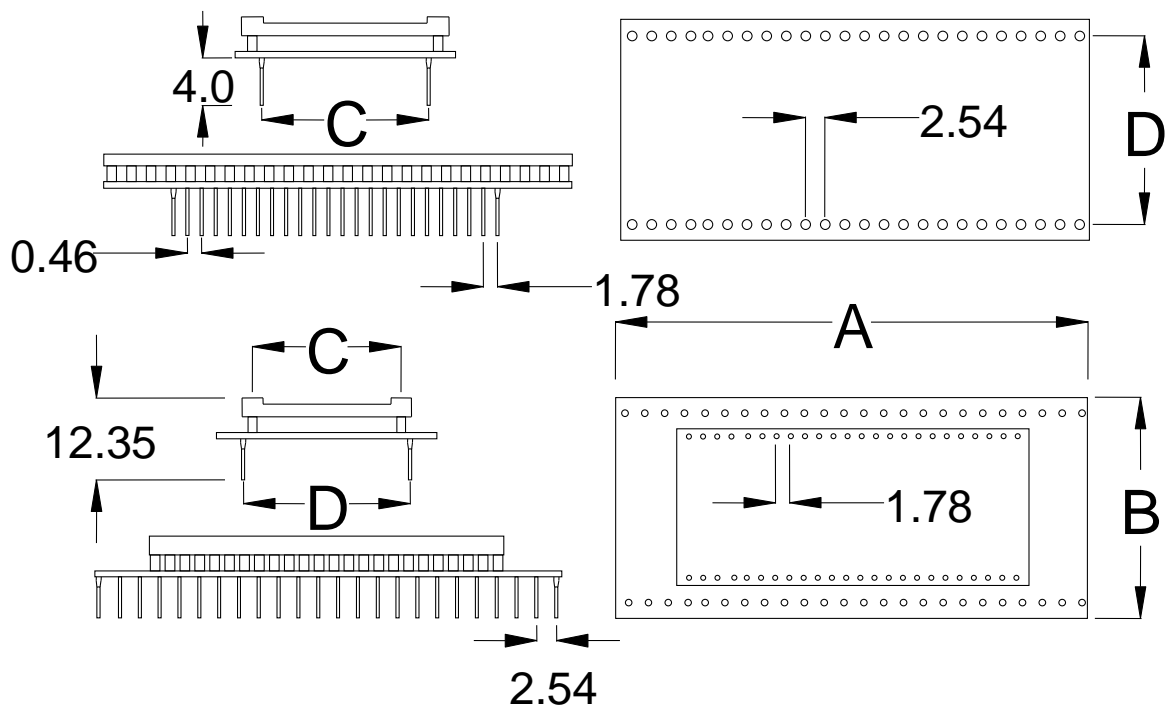


Note: Number of pins shown is for illustration only. All dimensions may be subject to change without prior notice.



# WINSLOW ADAPTICS

## 0.07 to 0.1 and 0.1 to 0.07 inch DIP



Note: Number of pins shown is for illustration only. All dimensions may be subject to change without prior notice.



# WINSLOW ADAPTICS

## Adapter Dimension Table -0.1" to 0.1"DIP

Part Number	Pins	A	B	C	D	E	F
W9114	24	33.48	17.78	15.24	7.62	5.08	2.54
W9115	24	33.48	17.78	7.62	15.24	5.08	2.54
W9116	28	35.56	17.78	15.24	7.62	5.08	2.54
W9117	28	35.56	17.78	7.62	15.24	5.08	2.54
W9136	28	35.56	12.70	7.62	10.16	1.27	
W9132	32	43.18	17.78	10.16	15.24	3.81	
W9133	32	43.18	20.32	15.24	10.16	3.81	
W9135	32	43.18	17.78	7.62	10.16	2.54	5.08
W9118	32	40.64	17.78	15.24	7.62	5.08	2.54
W9119	32	40.64	17.78	7.62	15.24	5.08	2.54

## Adapter Dimension Table -0.07" to 0.1"DIP

Part Number	DIP Pins	A	B	C	D
W9120	24	30.48	17.78	10.16	15.24
W9121	28	35.56	17.78	10.16	15.24
W9122	30	38.1	17.78	10.16	15.24
W9123	40	50.8	25.4	15.24	15.24
W9124	42	53.34	25.4	15.24	15.24
W9125	64	81.28	27.94	19.05	22.86

## Adapter Dimension Table -0.07" to 0.1"DIP

Part Number	DIP Pins	A	B	C	D
W9126	24	30.48	17.78	15.24	10.16
W9127	28	35.56	17.78	15.24	10.16
W9128	30	38.1	17.78	15.24	10.16
W9129	40	50.8	25.4	15.24	15.24
W9130	42	53.34	25.4	15.24	15.24
W9131	64	81.28	27.94	22.86	19.05

All dimensions in millimeters unless otherwise specified.