

WINSLOW ADAPTICs

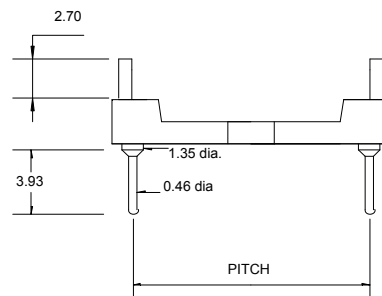
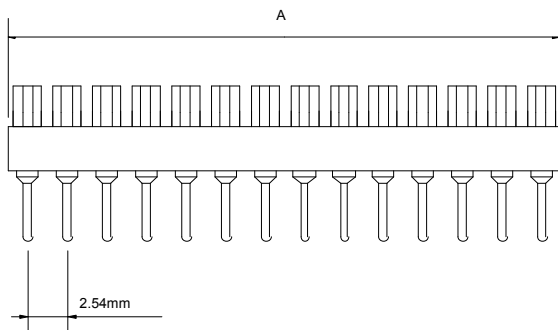

Data Sheet – Dual In-line Component Header W60500SPTRC and W60500SPG

The W60500SP Series uses a screw machined half hard brass pin and is designed to be used for hard wire routing. The pin has 2 plating options; RHoS compliant Tin or Gold.

Moulding material is 30%GF PBT rated to UL 94 V-0.

The following table explains the plating options for the range.

SUFFIX	PLATING
TRC	Pure Tin (RHoS Compliant)
G	Gold



WINSLOW ADAPTICs

Data Sheet – Dual In-line Component Header W60500SPTRC and W60500SPG

PART NUMBER*	PINS	PITCH	A	B
W60504SP	4	7.62	5.00	10.14
W60506SP	6	7.62	7.54	10.14
W60508SP	8	7.62	10.08	10.14
W60510SP	10	7.62	12.62	10.14
W60514SP	14	7.62	17.70	10.14
W60516SP	16	7.62	20.24	10.14
W60518SP	18	7.62	22.78	10.14
W60520SP	20	7.62	25.32	10.14
W60522SP	22	10.16	27.86	12.68
W60524/3SP	24	7.62	30.40	10.14
W60524/4SP	24	10.16	30.40	12.68
W60524SP	24	15.24	30.40	17.66
W60528/3SP	28	7.62	35.48	10.14
W60528/4SP	28	10.16	35.48	12.68
W60528SP	28	15.24	35.48	17.66
W60532/4SP	32	10.16	40.56	12.68
W60532SP	32	15.24	40.56	17.66
W60536SP	36	15.24	45.64	17.66
W60540SP	40	15.24	50.72	17.66
W60542SP	42	15.24	53.26	17.66
W60548SP	48	15.24	60.88	17.66
W60550SP	50	15.24	63.42	17.66
W60550/9SP	50	22.86	63.42	25.38
W60552SP	52	15.25	65.96	17.66
W60552/9SP	52	22.86	65.96	25.38
W60564SP	64	22.86	81.20	25.38

* When ordering please remember to add your required suffix to the part number

WINSLOW ADAPTICS

Data Sheet – Dual In-line Component Header W60500SPTRC and W60500SPG

General Specifications. Unless stated all values are typical.

Contact

Dielectric Withstanding Voltage: 500 volts AC Current Rating: 1 Ampere

*Plating: W60500SPTRC Nickel 2.5Um/Pure Tin 6.0Um

 W60500SPG Nickel 2.5Um/Gold 0.1Um

Moulding

Material: Glass-reinforced Polyester (PBT)
Insulation Resistance: 1010 Ohms (contact to contact) at 500VDC
Arc Resistance: 145 seconds at 23 degrees C
Electrical Strength: 121KV/cm at 23 degrees C
Dielectric Constant: 3.9 (48 hrs 90%RH) at 100Hz 23 degrees C
 4.5 at 100Hz 121 degrees C
 3.7 (48 hrs 90%RH) at 1MHz 23 degrees C
 4.3 at 1MHz 121 degrees C
Dissipation Factor: 0.0077 (48 hrs 30%RH) at 100Hz 23 degrees C
 0.0300 at 100Hz 121 degrees C
 0.0150 (48 hrs 30%RH) at 1MHz 23 degrees C
 0.0200 at 1MHz 121 degrees C
Volume Resistivity: 3 x 10¹³ohms-CM (48 hrs 90%RH) at 25 degrees C
 10¹³ohms-CM at 121 degrees C
Operating Temperature: -65 to 150 degrees C
Flammability: UL94V-0

Note: Dimensions are subject to change without prior notice.


sales@winslowadaptics.com

DIP Support products from Winslow Adaptics


www.winslowadaptics.com




Custom Upgrades



Package



Conversion



Pitch Change

Also available from Winslow Adaptics are cost effective, time saving solutions to test, obsolescence, supply problems and upgrades. OEMs can upgrade equipment with custom Adaptics utilising additional logic, often saving considerable cost and time on re-design. If lead-time becomes an issue contact us for a suitable package convertor. We specialise in conversion of all package lead-frames.